

York

York **solid-built** side hinged garage doors and personnel doors are made with selected cedar mouldings, cedar tongue and grooved boards and raised and fielded cedar panels dependent on style. No steel bracings are used, just glorious timber - from the back they look just as good with edge-to-edge timber. Doors from the Somerset, Buckingham and Balmoral up and over ranges are available in side hinged and personnel versions within the York range.

Personnel doors are designed to suite with either up and over or side hinged versions of a design. The design features of the larger door are scaled to suit the proportions of a personnel door - the Chartridge design shown below illustrates the effect. If you have a special design in-mind, get in touch - we are always able to find a solution (we're good with wood!...)



Shown with rebated frame and threshold.

A selection of styles only are show here - If you see a style you like in any of the ranges it will almost always be available in the York range - each style is marked if it has the option. If not, just call - we'll always have a solution!

Colours



* Available with square or diamond lattice leading as a no cost option (see page 34-35).

Δ Shown with rounded chamfered detailing that is available as a cost option.

Coach house york

traditional

The York Coach House range



The Adstock Δ



The Appley




The Bierton



The Bledlow



The Burnham



The Cannington



The Chalfont**



The Chalfont wide**




Side hinged & personnel doors - traditional style

Side hinged garage doors and personnel doors are constructed using traditional build methods that employ mortice and tenoned joints for rigidity.

The side, top and bottom rails are all machined using 43mm thick timbers and rebated centre rails eliminate gaps between panels for added security.

Beautifully solid, these doors are matched with high quality hardware for a long and reliable life.



Rounded chamfer detailing is available on all doors except - The Appley, Cannington, Chard, Churchill, Taunton, Tickenham, Washford, Standerwick and Yeovil.



The Chard



the Chartridge



The Chartridge Wide



The Churchill



The Coleshill*



the Gawcott



The Granborough** Δ



Hampden



The Ickford*



Doors with these icons
are also available as
personnel doors.

* Available with square or diamond lattice leading as a no cost option.

** Available with windows to the top features with plain square or diamond lattice leading as cost option.
See page 34-35.

Δ Shown with rounded chamfered detailing that is available as a cost option.

Colours



Coach house york

classic

The York Coach House range

The Kingswood Δ



The Marston Δ



Extra details that make the difference

The quality of the joinery really sets these doors apart. Elegantly chamfered edges and other detailing is both practical, protecting edges, and attractive.

Side hinged doors have a rebated leading edge, that, when matched with one of our frames with its stop bead, creates a well finished job.

Personnel doors are available with a rebated frame and have a mortice lock and lever set as standard - the classic side door for a garage.

Both side hinged and personnel doors are available with a hardwood threshold to add a finishing touch at floor level.

The Padbury Δ



The Quainton



The Salford Δ



The Sherington** Δ



The Standerwick



The Taplow



Rounded chamfer detailing is available as a cost option.



The Taunton



The Tickenham



the Washford



York Whitchurch Δ



The Yeovil



Doors with these icons are also available as side hinged and personnel doors.



** Available with windows to the top features with plain square or diamond lattice leading as cost option. See pages 34-35.

Δ Shown with rounded chamfered detailing that is available as a cost option.

Personnel Doors

Matching personnel doors are also available across the entire Coach House range. See website for the full range.



York Padbury Δ



York Burnham



York Appley



York Washford



York Granborough Δ




York Hampden


Coach house york

sumptuous

Colours




Walnut



Burrt Oak




Light Oak



Antique Oak



Chestnut



Mahogany



Teak



Pale Oak



Silver



Silver Grey



Ice Silver




Slate Grey

The York Coach House range





Contemporary Pack (Standard)



Also available with silver effect hinges, finger pull, bolts and white stays.

Classic Pack



Also available with silver effect hinges, finger pull, bolts and white stays.

Traditional Pack




Personnel doors have a mortice lock and lever in brass effect as standard. Side hinged doors can also be fitted with this as an alternative to the standard night latch. Also available in silver effect and antique.

Quality hardware

Side hinged garage doors and personnel doors are hung with three brass-effect hinges per leaf or with the option of a pair of classic strap hinges in black or silver colour or traditional strap hinges in black wrought iron.

Side hinged doors have a night latch and finger pull (commonly used on front doors) with the option of a mortice lock and lever set – see individual furniture packs (right) for details. Personnel doors have a mortice lock and lever set as standard. Side hinged doors have shoot bolts top and bottom to secure the inactive leaf and door stays to hold the door in the open position.





Frames?


All doors are available with the option of a frame. Frames are built from galvanized steel and finished in white or brown or a choice of soft or hardwoods.

Super-Chassis Doors up to 10'0" wide X 7'0" high (3048mm X 2134mm) are supplied with the frame pre-fitted to the door. Doors over this width or height are supplied with the frame as a knockdown kit for assembly on site. Timber frames are supplied as knockdown kits and can be finished to match the door panel for a coordinated look.

For full sizing details on frames and all doors see our price list, however frames are available for canopy doors in 60mm frame leg widths and 75mm for retractable doors. All timber frames have 70mm frame leg widths and are either 70mm or 90mm deep - double doors and side hinged doors always have 90mm deep profiles.



Stippled Plain



Stippled Square Leading



Stippled Diamond Leading



Clear



Steel White (Super-Chassis)



Steel Brown (Super-Chassis)



Hardwood



Softwood




Cedar Clad Softwood



Cedar Clad Hardwood



Idigbo



Oak



Rebated Personnel



Accoya

A word about windows

Doors that feature windows are constructed with sections of stippled polycarbonate that allows light to pass into the garage but cannot be seen through. Clear polycarbonate is available as a no cost option. A further option of 4mm toughened glass in stippled or clear is available as a cost option.

All styles depicted with windows are available with square and diamond leading as a no cost option.

The Granborough, Sherington, Grafton and Dorchester from the Buckingham, Balmoral, Warwick and York ranges are available with windows as a cost option.

Coach house
options
versatile

The Coach House collection



Finishes

All doors are treated with a base coat ready for staining. Fully finished doors are also available in a range of wood colours and solid RAL paint colours. Woodrite uses the TEKNOS wood finish system for Cedar, Idigbo, Oak and Accoya® and recommends this for on site finishing - contact Woodrite for your nearest stockist. Photographic and printing processes make it impossible to guarantee colours from this brochure and images are intended as a guide only. The available finishes are displayed with each door type.



Cedar pages 10-19 & 28-33




Idigbo pages 20-23



Oak pages 22-23




Accoya® pages 26-27



Natural colour variation

All doors will show a natural variation in the depth and shade of colour across the timbers that make up the door. The image right shows the effect of the base colour of the timber on the finished colour. All are Cedar, treated with our basecoat preservative (1), the first coat of Light Oak (2) and the final second topcoat of Light Oak (3). The colour variation across a light, medium and dark mottled timber can be seen from left to right. All Woodrite doors are

made from timbers selected to blend well for depth of colour, however, by its very nature, uniformity for every door is not possible. Some doors will be made from predominantly darker timbers and some will be made from predominantly lighter timbers. Each will have a different density for the same colour finish so if you are matching to other timbers, talk to our customer services team about samples.



Narrow board



Wide board

Wide board

Design variants are easily accommodated - standard designs that feature narrow boards can also be built using wide boards, giving designs a more "solid" look. If you'd like this option or any other detailing just get in touch and we'll confirm what can be achieved - wood is a very flexible material and we're happy to work to your designs - its all part of the Woodrite way!



guarantee

Woodrite doors are guaranteed against any form of manufacturing defect or mechanical failure for a period of 2 years from the date of original purchase.

The exterior factory fully finished panel is guaranteed to provide a weatherproof membrane which will resist perforation of the substrate from the weather side due to corrosion for a period of up to 5 years (10 years for Accoya), dependent on location and position of door and provided door has been maintained in accordance with the manufacturers instructions.

conditions

1. During the comprehensive 2 year guarantee period Woodrite undertake to repair or replace (at its discretion), and without charge, products or components which have suffered any form of manufacturing defect. Claims must be notified within 3 days from the date of delivery or within a reasonable time after discovery of any defect.
2. Products covered by these guarantees must have been purchased through an authorised Woodrite garage door supplier or as original equipment attached to a newly built dwelling.
3. The warranties shall apply for normal use only. Normal use constitutes no more than 5 operations (open/close cycles) per day.
4. The warranties offered attach to Woodrite product only and no consequential damages will apply no matter how caused.
5. No liability will be accepted as a result of normal wear and tear, incorrect storage, incorrect handling, faulty installation, incorrect use or wilful damage.
6. Claims under this guarantee must be made through the original supplier and accompanied by relevant documentation indicating the date of purchase (e.g. receipt).
7. Woodrite's maximum liability shall be the original purchase price inclusive of Value Added Tax at the rate prevailing when supplied.
8. Any product which is the subject of a claim:
 - i) must have been correctly installed in accordance with the installation instructions supplied and thereafter properly maintained by a suitably experienced engineer on a regular basis as set out in the Maintenance and Operating Instructions provided with every door. (Additional copies of these instructions are available by contacting the installer or the manufacturing company). We recommend that regular maintenance is provided by a suitably experienced engineer.
 - ii) must have the manufacturers reference number still intact
 - iii) must not have been modified in any way.
9. Claims will not be accepted where the cause is due to:
 - i) impact or mechanical damage suffered during or following installation, e.g scratches, indentations, tears, scuffs or other surface abrasion.
 - ii) damage or discolouration caused by contact with any form of caustic, abrasive or corrosive substance, fumes, bird droppings, fire, smoke, floodwater, salts, acids, or from exposure to abnormal atmospheric pollution.
10. The Exterior Finish Guarantee applies only to the weatherside surface and where more than 5% of the surface area of the door is affected. Surfaces must be freely exposed to washing by rainfall and kept clear of accumulated dirt and debris and given equal exposure to local environmental conditions and consistent natural lighting conditions across the face of the door. Special attention is drawn to Clause (9) (ii).
11. **Basecoated timber doors** are supplied with a dip immersion coat of Teknos low build matt water based basecoat of light oak. This operation is for temporary protection for transit and installation purposes only. If the timber panel becomes exposed to excessive water splashes or rain it may result in water marks or stains which could effect the final coating of the door. The topcoat finish must be applied immediately after installation to all surfaces. We recommend a Teknos high build microporous water based finishing stain or equivalent.
12. **Fully finished RAL colours** - Tannin bleed through is possible with Western Red Cedar on white and pale colours. Whilst Woodrite Doors Limited uses tannin blockers within the primer, Woodrite will not guarantee against this phenomenon.
13. **Idigbo, Oak & Accoya** - The stain used will offer an up to 5 yr /10yr (Accoya only) protection as per the guarantee, within this time scale you will find that the colour may fade. This is a natural process and does not effect the protection of the stain.
14. Due to the acetylation processes with Accoya the use of non-stainless steel fixings may result in the failure of these fixing - this will not be covered under warranty.

15. Storage – All doors are delivered with cardboard and shrink wrap protection, this should remain in place until final finishing on site. Doors must always be stored in an upright position and protected from possible contaminations prior to fixing. Do not store doors in direct sunlight. Do not puncture the polythene shrink wrap before installation. Do not expose doors to water contaminations, as staining may occur.

16. Attempted repairs by non-qualified individuals shall invalidate this guarantee.

17. The specific terms of this guarantee shall only apply to products purchased on or after September 2010 within the UK and Eire.

18. Woodrite garage doors and associated products are sold subject to the Woodrite's Standard Terms and Conditions of Sale, copies of which are available upon request. Woodrite shall not be liable as a result of any representation, implied warranty or other term or condition or for any consequential loss or damage, costs, expenses or other claims whatsoever except as expressly set out in these Terms and Conditions of Sale.

General Advice

Door Cleaning. Periodically clean the door panel using warm water and a soft cloth or sponge. Allow to dry naturally. Never use detergent, abrasive, caustic or solvent based cleaners as they may damage the door surface. Bird droppings should be removed immediately as these can be particularly caustic.

Door Servicing and Maintenance

All doors should be operated and maintained in line with operating and maintenance instructions supplied with every door. Every six months visually inspect all wear items (including cables) for signs of wear. If wear is detected we recommend you contact your supplier to arrange for a replacement. Garage door springs are under extreme tension and should only be repaired or replaced by a suitably qualified engineer.

Other performance issues affecting Woodrite garage doors are:

The fully finished factory option is supplied in various coloured woodstains and can provide up to 5 years erosion period (dependant on location and position of door). If the door becomes affected by rain soon after installation you may notice a milky coloured staining on the finish of the door and where the sealant is used, this will disappear when dry. This is common phenomenon in water based coatings and over a period of time this will disperse and disappear, this has no adverse effect on the quality and finish of the door.

Woodrite doors are individually handcrafted products manufactured to specific customer order. Due to the nature of the product and the hand finishing processes used they may occasionally display small blemishes which do not detract from the overall appearance of the product. These are regarded as being within manufacturers tolerance when such blemishes are not visible to the naked eye when viewed from a distance of three metres.

Similarly, Timber products will display colour variations across their surface and colour will vary from door to door. Ordering doors to match helps reduce the variation but will not eradicate it entirely.

Woodrite's timber doors are made from the finest timber obtained from managed and sustainable sources. Prior to fitting they must not be stored in direct sunlight or exposed to splashes or rain as colour fading and/or staining may result. Woodrite's product guarantee does not cover natural variations in colour, warping, swelling or shrinkage due to the ordinary natural processes of ageing, fading or the effects of weather or climate nor does it cover the incidence of similar degradation which could have been prevented by carrying out finishing and maintenance procedures as recommended by Woodrite. Doors that are not factory finished should be finished with a microporous stain, front and back, in accordance with the stain manufacturers instructions immediately after fitting.

Garage doors should be inspected upon delivery and viewed in natural daylight (not direct sunlight) from a standard distance of 3 metres to view their overall appearance. From this distance the door panel should appear free from visible marks or distortion, stains, blemishes, indentations or scuffs. If any marks are only visible within 3 metres they will not be considered under warranty.

These terms and conditions do not affect your statutory rights.